

FreedomGray

Tin-Zinc Coatings Perform



Revere T-Z[®] Products Are Coated on Both Sides: Durable, Attractive and Easy on the Environment.

Revere Tin-Zinc[®] products are coated on both sides with a unique, patented T-Z Alloy[™] (tin-zinc alloy). It offers all the advantages of copper with a naturally weathering earthtone gray color. Revere's T-Z[®] coated products are rugged, environmentally friendly and aesthetically appealing, for use in virtually all architectural metal applications.

The three layers of FreedomGray Satin T-Z Alloy[™].

- 1 Tin-zinc alloy with satin finish
- 2 Intermetallic layer
- 3 Copper (99.5% pure)

The tin-zinc alloy is applied to both sides of our sheets and coils, using the hot-dip process. This ensures complete coverage and eliminates voids.

A satin finish is factory-applied to FreedomGray Satin T-Z Alloy[™], to reduce initial reflectiveness and provide a natural, weathered appearance. The satin-finished Tin/Zinc surface begins to oxidize and starts to darken upon exposure. Environmental conditions and severity of exposure dictate how long this will take.

As with plain and pre-patinated copper, FreedomGray Satin T-Z Alloy[™] will always display differences in the shades and hues of its natural patina. These are **NOT** an indication of defective material. In many respects it is the variations that give T-Z[®] coated products their unique life, vitality and aesthetics.



Tin-Zinc Coated Products

T-Z[®] Alloy Coatings vs. Zinc: A Revealing Comparison.

When a durable gray architectural metal roof is called for, FreedomGray Satin T-Z Alloy™ offers numerous advantages over zinc. Like all architectural copper, FreedomGray T-Z Alloy™ is easier to form, simpler to install and more durable in most environmental conditions.

Some comparisons:

- **More versatile forming** – Our T-Z[®] coated products can be formed, installed and subjected to sub-freezing temperatures with no adverse effects.

At temperatures below 45°F, zinc becomes brittle and may break or split when bent, formed or subjected to stress or loads.

Sharp, zero-radius bends, which are typical with all architectural metal work, can stress zinc to the point that it cracks or splits. Expansion movement caused by daily and seasonal temperature changes can aggravate minor splits and make them “run” or grow.

FreedomGray can be formed and installed with the same bends as plain copper.

- **Less restrictive installation** – Moisture on the reverse side of zinc can cause severe and rapid corrosion. In extreme conditions it can “rust through” in less than a year. To avoid this problem, the underside of zinc must be ventilated – installed above the roof deck. This difficult, costly installation is not necessary with our T-Z[®] coated product, which can be applied directly over roof decks.

- **Greater durability** – Ice dams, in valleys and along eaves, are a common winter occurrence in much of the country.

Water trapped behind these dams can (and does) penetrate locks and seams.

With zinc roofs, this can lead to “underside corrosion.” Moisture trapped on the underside of copper, on the other hand, has no negative effects, making T-Z[®] coated product a better choice for long-term durability.

- **Physical properties** – Properties of sheet zinc (coefficient of thermal expansion, tensile strength, creep rate, etc.) depend upon temperature and direction of rolling. The chart shown here compares the coefficients of thermal expansion for zinc, stainless steel and copper.

- **Soldering** – Zinc anneals at 212°F and melts at 784°F. Standard solder begins to flow at 420°F. As a result, soldering changes the grain size of zinc (anneals it) and weakens it at the seam. If too much heat is applied, a hole can easily be burned through zinc.

The melting point of architectural copper is 1,981°F. At 700°F, it takes almost an hour for copper to begin to anneal. As discussed later in this brochure, FreedomGray is soldered similar to plain copper.

In Any Environment, T-Z[®] Coated Copper Fits.

FreedomGray Satin T-Z Alloy™ is appropriate for use in most applications that would use copper or lead-coated copper. FreedomGray may be used not only for roofs, but also to form most architectural accents, gutters, downspouts and other rainwater carriers, and wall cladding.

Roofs and flashings using Revere's patented tin-zinc alloy have been exposed to industrial, seacoast, urban and rural environments without failure. Salt spray, salt fog and other accelerated weathering tests have also had no adverse effects. However, in some marine environments pitting may occur over time, please consult with Revere.


FreedomGray Satin T-Z Alloy™ is a practical choice for today's environmentally conscious clients.

Handling Considerations

Compatibilities

FreedomGray Satin T-Z Alloy™ is basically inert, allowing it to be used with most other architectural metals. When in doubt, contact Revere's Technical Advisory Service for

answers about the nobility and electrochemical potential of certain metals.



In most environments and applications, FreedomGray Satin T-Z Alloy™ will not stain other materials below them. However, drip edges and overhangs should still be designed to minimize water staining.

If desired, FreedomGray Satin T-Z Alloy™ may be painted without altering its physical properties.


Inorganic acids, including hydrochloric acid, can damage FreedomGray Satin T-Z Alloy™. Steps should be taken to protect against runoff from acid-leaching substances, overspray from masonry cleaners (muriatic acid), tannic acid from some wood, and other acids.

All commonly available underlayments may be used with these products. Before installing FreedomGray Satin T-Z Alloy™ with treated lumber, consult Revere and the lumber treater.


For safety, Revere always recommends the use of gloves and eye protection whenever handling any architectural metal.



Matured FreedomGrey



Recently Installed FreedomGrey



Specifications

Architectural Guide Specifications

Revere FreedomGray® and Satin T-Z Alloy™ is cut, bent, formed and installed using the same tools and techniques as with mill-finished copper. Complete details and specifications for the installation of architectural sheet copper are contained in the Revere manual *Copper & Common Sense*.

MATERIALS:

Sheet Copper

All FreedomGray sheet copper shall be standard, ounce-weight material conforming to ASTM specification B370.

Where FreedomGray Satin T-Z Alloy™ coated material is specified or noted on the drawings, copper shall be coated both sides with Tin/Zinc alloy a minimum of 0.0005" thick per side. Composition of the alloy shall be approximately 50% zinc and 50% tin with trace elements controlled for durability, corrosion resistance and color.

The T-Z Alloy™ shall be applied by the hot-dip process. All T-Z Alloy™ coated copper shall have a satin finish.

Solder

Where used on T-Z Alloy™ coated copper, solder shall conform to ASTM specification B32 and shall be pure tin **OR** lead-free, high-tin. If leaded solder is allowed a 60% minimum of tin is required.

WORKMANSHIP:

Handling & Storage

Store FreedomGray Satin T-Z Alloy™ coated copper sheets, coils and formed shapes off the ground, in an enclosed structure. Do **NOT** store in a manner or location that would allow water or moisture to remain between sheets or shapes prior to installation. Do **NOT** store on bare ground under a tarp or in another manner that may cause condensation to form on or between sheets or shapes. Caution must be taken to avoid moisture in storage of sheets, coils, pans, gutters or fascia. Storage in wet conditions, high-moisture areas or where condensation occurs may cause surface staining or corrosion, this can occur quickly.

Handle sheets and shapes so as to minimize scratches, dents, etc.

COMMENTARY:

In the absence of oxygen, standing water may cause water stains and, in severe cases, corrosion. Water stains and surface scratches should not affect the life or durability of FreedomGray Satin T-Z Alloy™; however, they can be aesthetically unattractive.

Soldering

Before soldering T-Z Alloy coated copper, surfaces to receive soldering should be chemically and/or mechanically cleaned to produce clean, bright alloy.

COMMENTARY:

To ease soldering, a tin-bearing flux may be applied to all surfaces to receive solder.

Installation

Except as noted elsewhere, form and install FreedomGray Satin T-Z Alloy™ as noted on the drawings and in the same manner as described for plain copper in Revere's sheet copper design manual *Copper & Common Sense*, latest edition.

Protection

FreedomGray Satin T-Z Alloy™ shall be protected during installation and cleaning of masonry with tarps, polyethylene sheeting or similar impervious materials. To prevent water stains due to condensation trapped on the metal's surface, protection must be removed at the end of each workday.

Cleaning

Remove excessive dirt and construction debris by washing thoroughly with clear water. Grease, oils, etc. may be removed by washing with alkaline commercial cleaning agent in hot water. Do not otherwise chemically or mechanically clean FreedomGray Satin T-Z Alloy™.

Available Forms of FreedomGray

Types	Sheets and coils
Weights	16-oz.; 0.0216" thick 20-oz.; 0.027" thick
Temper	H01 – cold rolled
Stock sizes	36"x 120" x 16-oz. sheets 36"x 96" x 16-oz. sheets 36"x 120" x 20-oz. sheets 36"x 96" x 20-oz. sheets 500 lin. ft. coils of 20" and 24" wide, 16-oz.

NOTE: *Other sizes and corresponding lead times available on request.*

ORDERING INFORMATION:

Price

FreedomGray Satin T-Z Alloy™ are priced at a premium above Revere's Classic Copper finish. Contact your local Revere distributor for prices and lead times.

Minimum Order Quantity

One standard case or coil

Availability

Through Revere sheet copper distributors throughout the U.S., Canada and South America.

FreedomGray Satin T-Z Alloy™

Warranty

Revere warrants that, for a period of 25 years after delivery, with the exception of coastal areas within 1 mile of a salt water environment, FreedomGray Satin T-Z Alloy™ will comply with the written specifications accepted by Revere and will be free of defects in workmanship and materials for a period of 10 years.

Call Revere for complete warranty details.

Technical Guidance

If you have questions or concerns about the use of FreedomGray Satin T-Z Alloy™ on a particular project, please call (09) 828 1814.

Do NOT Use FreedomGray Satin T-Z Alloy™

- 1) Below plain or pre-patinated copper
- 2) In areas subject to impingement (e.g., in areas where water falls off a higher roof onto FreedomGray Satin T-Z Alloy™)
- 3) In areas of concentrated or abrasive flow (such as in valleys on slate or tile roofs)
- 4) Below or next to Cedar, or any natural acid bearing woods without a surface protection of a temporary clear or colored latex paint. This paint should provide suitable protection for the Tin / Zinc coating for 1 year minimum.
- 5) Where treated lumber is in contact with our material or where runoff from treated lumber flows onto our material.
- 6) Consult your wood manufacturers and follow their recommendations for product suitability. Wood treatments applied by manufacturers change frequently, you must make sure to follow current recommendations.

Cautionary Uses

- 1) Interior applications where oxidation of the T-Z alloy coating may not occur in a short period of time due to its limited exposure.
- 2) Soffits and similar "protected" applications where weathering will be extremely slow.



Ambro Metals Ltd

14 Timothy Place, Avondale, Auckland
1026

0800 484 111 or (09) 828 1814

Fax: (09) 828 1819

www.ambrometals.com

e-mail: euramax@ambrometals.com

